

CCPSSP-FR0.3 n×2×0.9/1.4

Applications

The cables are used as railway cables and can be installed directly into the ground or in ducts.

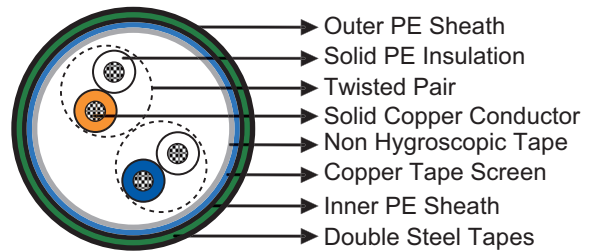


Standards

- RENFE E.T. 03.365.051.6

Construction

- Conductors: Soft annealed solid copper, 1.4 mm nominal diameter.
- Insulation: PE insulation.
- Cabling Element: Two insulated conductors are twisted together to form a pair.
- Stranding: Pairs are helically stranded in concentric layers.
- Core Wrapping: Two or more layers of plastic tape(s) with overlapping.
- Screen: Copper tapes with overlap (protection against interference).
- Inner Sheath: PE sheath.
- Armour: Two layers steel tape (0.8mm thick).
- Outer Sheath: PE sheath.



Electrical Characteristics at 20°C

Nominal Conductor Diameter	mm	0.9	1.4
Maximum Conductor Resistance	Ω/km	28.5	11.7
Minimum Insulation Resistance @500 V DC	MΩ.km	15000	15000
Mutual Capacitance @1KHz	nF/km	58	58
Capacitance Unbalance @1KHz			
Pair to Pair	pF/km	260	260
Pair to Earth	pF/km	2625	2625
Test Voltage @50Hz 1min			
Core to Core	V _{eff}	2100	2100
Core to Screen	V _{eff}	2500	2500
Reduction Factor @100V/km 50Hz		0.3	0.3

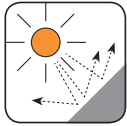
Mechanical and Thermal Properties

- Minimum Bending Radius: 10×OD
- Temperature Range: -40°C to +60°C (during operation); -10°C to +60°C (during installation)



↳ Dimensions and Weight

Cable Code	Number of Pairs	Nominal Sheath Thickness mm		Maximum Overall Diameter mm	Nominal Weight kg/km
		Inner	Outer		
0.9mm Conductor, 1.8mm Insulated Wire					
RS/CCPSSP-FR0.3-2Y(K)2YB2Y-6P0.9	6	1.5	1.6	19.2	720
RS/CCPSSP-FR0.3-2Y(K)2YB2Y-10P0.9	10	1.5	1.6	24.0	1011
RS/CCPSSP-FR0.3-2Y(K)2YB2Y-12P0.9	12	1.5	1.6	24.5	1067
1.4mm Conductor, 2.7mm Insulated Wire					
RS/CCPSSP-FR0.3-2Y(K)2YB2Y-2P1.4	2	1.5	1.6	22.5	904
RS/CCPSSP-FR0.3-2Y(K)2YB2Y-6P1.4	6	1.6	1.8	25.5	1155
RS/CCPSSP-FR0.3-2Y(K)2YB2Y-7P1.4	7	1.6	1.8	26.9	1258
RS/CCPSSP-FR0.3-2Y(K)2YB2Y-10P1.4	10	1.7	1.8	30.9	1542
RS/CCPSSP-FR0.3-2Y(K)2YB2Y-11P1.4	11	1.7	1.8	30.9	1576
RS/CCPSSP-FR0.3-2Y(K)2YB2Y-14P1.4	14	1.7	1.8	37.1	1827
RS/CCPSSP-FR0.3-2Y(K)2YB2Y-20P1.4	20	1.8	2.0	37.9	2214



UV Resistant



Water Resistant




Rated Voltage



Buried in Ground



Laid In Ducts



Zero Halogen
IEC 60754-1/NF C20-454
EN 50267-2-1



Anti Induction

